

Agenda Ni Juana sa TVET Forum: “Women and Everyone for Gender Equality and Inclusive Society”

Narrative of the Documentation Report

Background

The TESDA Women’s Center (TWC) serves as TESDA’s Gender and Development (GAD) Secretariat as stated in the TESDA Order No. 36 series of 2019.

In response to this function, one of TWC’s major roles is to initiate the GAD capacity building or capacity development process of its own organization and/or the individuals in the Center including its management, trainers, non-teaching staff, trainees, and their parents/ guardians and industry partners, to effectively influence and promote GAD programs, activities, and projects (PAP’s) of TESDA as a whole.

Furthermore, in accordance with the Philippine Commission on Women’s (PCW) Memorandum Circular No. 2023-01: Guide for the 2023 National Women’s Month Celebration (NWMC) with a multi-year theme for CY

2023- 2028 is *We for gender equality and inclusive society*. The TESDA together with TWC are joint hands to conduct various Gender and Development (GAD)-related campaign activities for the whole month of March 2023.

One of the PCW suggested activities that TESDA and TWC conducted is the GAD Forum/ GAD Agenda Setting entitled *Agenda ni Juana sa TVET Forum*. This hybrid forum aims to gather TESDA officials, GFPS – ExeCom Members, and other stakeholders to discuss issues and matching strategies to address gender discrimination and promote social inclusion and safe spaces in TVET.

Date: March 28, 2023

Objectives

1. To inform and engage women and everyone to push for gender-responsive government programs and services that empower women to contribute to nation-building;
2. To provide platforms to share good practices and address gaps, challenges, and commitments in pursuing gender and development (GAD);
3. To inspire women and girls to empower themselves and take on leadership roles, opportunities, and benefits toward maximizing their full potential and enabling them to reap the fruits of gender equality; and
4. To promote a society that ensures inclusion, protection of fundamental freedoms, diversity, and social justice and in which every individual, each with rights and responsibilities, is capacitated and encouraged to take an active role to play

Participants:

Venue/ Online Platform	Sex		Total
	Male	Female	
TWC- Tandang Sora Hall	19	65	84
Zoom	91	65	156
Total	110	130	240

Briefing Outline:

For this year's National Women's Month Celebration, the GAD Focal System through the TESDA Women's Center, conducted a hybrid GAD forum entitled the *Agenda ni Juana sa TVET Forum* held at Tandang Sora Hall last March 28, 2023.

The GAD Forum is the proper venue to tackle gender issues that can help resolve or minimize, in line with mandates, as well as assess internal gender concerns that need immediate attention.

The program was hosted by **Ms. Jackyline Irish Magsalin and Mr. Paolo Sam Munoz** from the Qualifications and Standards Office of TESDA-Central Office. It started with an All-Women Cast of Lupang Hinirang Music Video, followed by a Prayer for Gender Equality through AVP. Afterward, different activities in relation to NCWM were shown to formally start the program.

The **Deputy Director General DDG Rosanna A. Urdaneta, CESO II of Policies and Planning and Chairperson of GAD Focal Point System (GFPS)- Executive Committee** gave her warm welcome remarks via video presentation. She encouraged the participants to develop and implement the Annual GAD Plan to eradicate gender discrimination and

mainstream the different PAP's of promoting gender equality and inclusive society in TVET.

Through a video presentation, **TESDA Director General DG Danilo P. Cruz** stressed the several policies and programs on GAD that support gender equality and inclusive society in TVET. He was stimulated to strengthen the GAD Focal Point System.

After the message of the Director General, an intermission number was followed by the Grand Champion of the Philippine Commission on Women (PCW) Musik Juana Song Writing Contest 2021 performed by the following artists: **Interpreter and Singer: Lory Mae Baring, Lyricist: John Williace Tubalde, and Composer/Arranger: Neil Salarda.**

Below are the highlights of the program.

Program	Lecture-Discussion
Session 1: Promoting Gender Equality and Women's Empowerment (GEWE) towards a Gender-Responsive TVET	<ul style="list-style-type: none">● Ms. Carmen Roceli M. Lopez, Gender and Development Consultant, and Chief Empowerment Officer of HerStore Asia presented the following:<ul style="list-style-type: none">- Role of everybody on the work of gender equality and women empowerment, especially in TVET.- The Global Gender Gap Index indicates that the Philippines remains the top country in Asia in terms of closing the gender gap in 2022.- Different legal basis and organization that promotes gender equality and women empowerment.- Gender-responsive in TVET that deals with gender responsiveness and gender mainstreaming.- Fulfillment of TESDA's GAD Mandates.
Session 2: Embracing Gender Equity, Disability and Social Inclusion in TVET	<ul style="list-style-type: none">● For session 2, Mr. Jim Nemeno, Co-Founder and Operations Manager of Project Inclusion Network presented a study entitled Accessible TVET Activates Opportunities for Persons with Disability also known as AcTVET Opportunities.● The study discussed the TVET as one of the most

	<p>important strategies in improving workforce participation and employment rate of Persons with Disability.</p> <ul style="list-style-type: none"> • The speaker also discoursed the other important details of the study such as: <ul style="list-style-type: none"> - Framework and methodology; - Scope and limitation; - Profile of participants; and - Findings
Sharing the Skills for Prosperity (SfP) Experience	<ul style="list-style-type: none"> • Mr. Ramon Evan T. Ruiz, Regional Director of TESDA Region VIII and Mr. Enrico C. Banario, Assistant Regional Director of TESDA Region VIII, showcase the AVP on the Skills for Prosperity Experience of Region VIII. • This project deals with mainstreaming Gender Equality and Social Inclusion (GESI) in Basey Samar. • Prior to the AVP presentation, Mr. Banario shared information about the project, its accomplishments, and the emerging good practices of the Basey Native Industry Growth (BANIG) Association in Basey, Samar. • The project supports the employability of the marginalized and vulnerable women and youth and PWD of the BANIG Sector in Region VIII.
Health Break and Refreshment	<ul style="list-style-type: none"> • Mini quiz was conducted in relation to the program. • Presentation thru AVP of the different TESDA Offices initiates to join the activity called “Purple Your Office” Initiative
Session 3: TESDA's Innovation and Technology	<ul style="list-style-type: none"> • The Supervising TESD Specialist, Ms. Jacqueline Jamillah J. Ali of eTESDA showcased the Juana in TVET, Juana on TOP. • The Juana in TVET, Juana on TOP, is a TESDA Online Program that provides opportunities for gender equality in TVET, the workplace, and in mainstreaming gender perspectives. • She also presented the Edtech Pilot Project, which deals with technology-enabled innovation in Education in Southeast Asia.

After the 3rd session, another intermission number was given by the Grand Champion of the Philippine Commission on Women (PCW) Musik Juana Song Writing Contest 2021.

Ms. Ma. Linda A. Andrade, Chief of the Policy and Planning Division, and Co-Chair of the GAD Focal Point System-Technical Working Group, facilitates the open forum. The host invited the speakers on stage again to answer the questions and clarifications from the participants. The following are the questions raised: (1) How we can integrate and contribute (power, inclusion, and technology) in TVET and (2) What are the strategies for mainstreaming gender equality in TVET. In conclusion, all of the questions were clearly answered by the speakers.

The Deputy Director General for Special Concerns, DDG Vidal D. Villanueva III, delivered the program synthesis. He emphasized that TESDA truly advocated women's empowerment through the TESDA Online Program. Moreover, he encouraged all the participants of the program to integrate all the ideas, skills, and strategies presented in the forum.

After the program synthesis, the Certificates of Recognition and tokens were given to the speakers for contributing valuable knowledge and expertise in relation to the event.

The program ends with a photo opportunity for the TWG, resource speakers, and TESDA officials. The TESDA Way was sung to officially end the event.

PHOTO DOCUMENTATION



PHOTO DOCUMENTATION

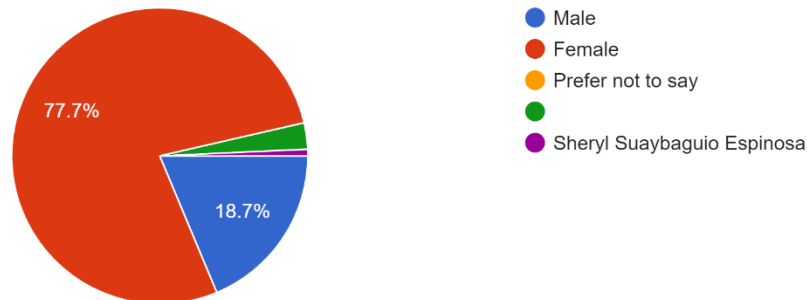


PROGRAM EVALUATION

I. Participants' Profile According to Sex ("Kasarian")

Sex

139 responses

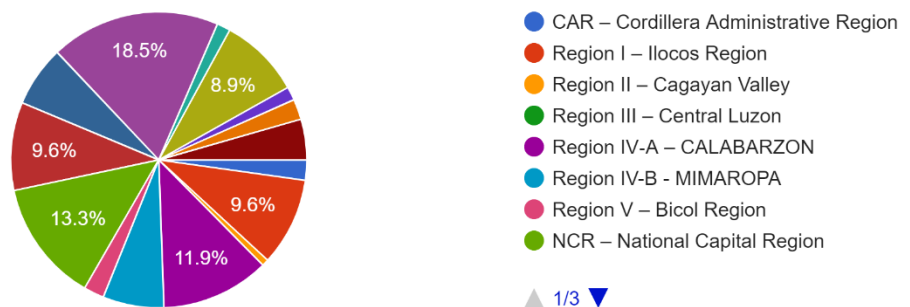


The 1st graph shows the frequency and percentage of the participants according to sex. It reveals that the majority of participants' sex was female with a frequency of 108 or with a percentage of 77.7%, followed by males with 26 participants or 18.7%. Moreover, 4 participants or 2.9% preferably did not reveal their sex, and 1 participant or 0.7% answered others.

II. Participants' Profile According to Region

Region

135 responses



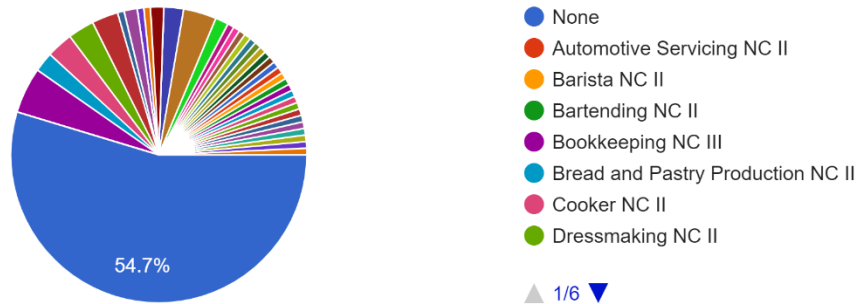
The 2nd graph shows the frequency and percentage of the participants according to region. It reveals that the majority of participants came from Region VIII- Eastern Visayas with frequency of 25 or with a of percentage of

18.5%, followed by the regions from National Capital Region (NCR)- 18 or 13.3%, and Region IV- A Calabarzon- 16 or 11.9%.

II. Participants' Profile According to Training Program/ Qualification

Training Program/Qualification (for TWC Trainees/Graduates)

139 responses



The 3rd graph shows the frequency and percentage of the participants according to qualification. It reveals that the majority of participants have had no qualification with a frequency of 76 or with a percentage of 54.7% since most of them are employees of TESDA all over the Philippines, followed by Booking NC III with 7 participants or 5% and from qualifications of Cookery NC II, Dressmaking NC II, and Driving NC II with 4 participants each or 2.9% of overall participants in the program.

II. Content of the Program

A. Overall of the Program

1. The activity fully met my expectations.

Responses	No. of Responses	Percentage	Mean
5	98	70%	4.70 Outstanding
4	37	27%	
3	4	3%	
2	0	0%	
1	0	0%	
N/A	0	0%	

The table shows the Number of Responses, Percentage, Mean and Verbal Interpretation in the indicator of *the activity fully met my expectations*. It unveiled that the Mean is 4.70 with a verbal interpretation of Outstanding in the prescribed descriptive rating.

2. The scope of the activity was adequate.

Responses	No. of Responses	Percentage	Mean
5	98	70%	4.68 Outstanding
4	38	27%	
3	3	3%	
2	0	0%	
1	0	0%	
N/A	0	0%	

The table shows the Number of Responses, Percentage, Mean and Verbal Interpretation in the indicator of *the scope of the activity was adequate*. It unveiled that the Mean is 4.68 with a verbal interpretation of Outstanding in the prescribed descriptive rating.

3. The activity is useful and applicable to my work/position.

Responses	No. of Responses	Percentage	Mean
5	104	75%	4.72 Outstanding
4	31	22%	
3	4	3%	
2	0	0%	
1	0	0%	
N/A	0	0%	

The table shows the Number of Responses, Percentage, Mean and Verbal Interpretation in the indicator of *the activity is useful and applicable to my work/ position*. It unveiled that the Mean is 4.72 with a verbal interpretation of Outstanding in the prescribed descriptive rating.

4. The methodologies used were effective.

Responses	No. of Responses	Percentage	Mean
5	91	66%	4.63 Outstanding
4	45	32%	
3	3	2%	
2	0	0%	
1	0	0%	
N/A	0	0%	

The table shows the Number of Responses, Percentage, Mean and Verbal Interpretation in the indicator of *the methodologies used were effective*. It unveiled that the Mean is 4.63 with a verbal interpretation of Outstanding in the prescribed descriptive rating.

5. I had enough opportunities to express my own ideas.

Responses	No. of Responses	Percentage	Mean
5	75	54%	4.47 Outstanding
4	51	36%	
3	8	6%	
2	0	0%	
1	1	1%	
N/A	4	3%	

The table shows the Number of Responses, Percentage, Mean and Verbal Interpretation in the indicator of *I had enough opportunities to express my own ideas*. It unveiled that the Mean is 4.47 with a verbal interpretation of Outstanding in the prescribed descriptive rating.

6. I gained new and important ideas or insight thru the activity.

Responses	No. of Responses	Percentage	Mean
5	93	67%	4.64 Outstanding
4	42	30%	
3	4	3%	
2	0	0%	
1	0	0%	
N/A	0	0%	

The table shows the Number of Responses, Percentage, Mean and Verbal Interpretation in the indicator of *I gained new and important ideas or insight thru the activity*. It unveiled that the Mean is 4.64 with a verbal interpretation of Outstanding in the prescribed descriptive rating.

7. I gained new and important ideas or insight thru the activity.

Responses	No. of Responses	Percentage	Mean
5	93	67%	4.62 Outstanding
4	39	28%	
3	5	3%	
2	1	1%	
1	0	0%	
N/A	1	1%	

The table shows the Number of Responses, Percentage, Mean and Verbal Interpretation in the indicator of *I gained new and important ideas or insight thru the activity*. It unveiled that the Mean is 4.62 with a verbal interpretation of Outstanding in the prescribed descriptive rating.

Overall Evaluation of the Content of the Program

Indicators	Mean	Descriptive Rating
1. The activity fully met my expectations.	4.70	Outstanding
2. The scope of the activity was adequate.	4.68	Outstanding
3. The activity is useful and applicable to my work/position.	4.72	Outstanding
4. The methodologies used were effective.	4.63	Outstanding
5. I had enough opportunities to express my own ideas.	4.47	Outstanding
6. I gained new and important ideas or insight thru the activity.	4.64	Outstanding
7. I gained new and important ideas or insight thru the activity.	4.62	Outstanding
General Weighted Average	4.64	Outstanding

The table shows the overall evaluation of the content of the program. It unveiled that the General Weighted Average is 4.64 with verbal interpretation of Outstanding in the prescribed descriptive rating.

In particular, the highest Mean is 4.72 was evident in the indicator *the activity is useful and applicable to my work/ position* with a verbal interpretation of Outstanding in the prescribed descriptive rating.

What activity process, session or topic needs further clarification?

Inclusion in society	The PowerPoint presentation is blurred	Women's month Equality
Early awareness and engagement of girls to ICT technology	All topics are discussed timely and effectively.	
Examples	Topics on Disabilities.	
All topics during the session were clear.	Gender Mainstreaming	
VAWC	All topic discussed	
effectiveness of gender and development in TVET	so far so good, presentation is not clear hardly	
Research studies related to GAD	Everything was clear	
ALL OF THE TOPICS.	During the session I think all the speaker discussed the topic well and gave a relevant learning.	
C juana ako. All gender programs	AcTVET	
Innovation and Technology for gender equality	All is well	

What are the factors/ things that hindered me from participating in the activity?

overlapping time schedule with other meetings/activity	THERE IS ANOTHER ZOOM TO PARTICIPATE	Poor internet connection
INTERNET CONNECTION	Distance	internet connectivity
Maraming ZOOM Meeting	Be efficiency and Be responsible	Intermittent internet connection
Signal	Connectivity	Low connectivity to internet
Another workload	Intermittent Internet Connection	Signal of Internet
Poor network connection	SLOW INTERNET BANDWITH	ADDITIONAL INFORMATION
Time and opportunities	Every Juana has says to the community	Unstable internet connectivity
Slow internet connection	Internet connectivity and work priority	Big factor
Poor connectivity and blurry slides	slow Internet connection	intermittent internet connectivity
blurred presentations	INTERNET CONNECTION	internet connection
Internet connection	My other duties on my workplace.	unstable internet connection
All factors	internet connection. sometimes it is lagging.	Slow internet connection
Performing another task simultaneously.	Embracing gender equality	Internet connection
intermittent bad signal	Simultaneous work in the Office	Listening in the activity via zoom while doing other tasks in the office at the same time
internet connectivity and other equally important activity within the office	Lack of self-confidence to participate.	Internet Connections
The volume of the audio almost can't be heard and the projected slides are blurred	Juana ako	I participated on the said activity but I was not able to give my full attention due to some other task that needs to be done at the office.
intermittent connection		

III. Resource Person

A. Carmen Roceli M. Lopez

1. Displayed thorough knowledge of, and provided relevant insights on, the topic/s discussed

Responses	No. of Responses	Percentage	Mean
5	108	78%	4.76 Outstanding
4	29	21.0%	
3	2	1%	
2	0	0%	
1	0	0%	
N/A	0	0%	

The table shows the Number of Responses, Percentage, Mean and Verbal Interpretation in the indicator of *Displayed thorough knowledge of, and provided relevant insights on, the topic/s discusses*. It unveiled that the Mean is 4.76 with verbal interpretation of Outstanding in the prescribed descriptive rating.

2. Thoroughly explained and processed the learning activities throughout the training

Responses	No. of Responses	Percentage	Mean
5	107	77%	4.76 Outstanding
4	30	22%	
3	2	1%	
2	0	0%	
1	0	0%	
N/A	0	0%	

The table shows the Number of Responses, Percentage, Mean and Verbal Interpretation in the indicator of *Thoroughly explained and processed the learning activities throughout the training*. It unveiled that the Mean is 4.76 with a verbal interpretation of Outstanding in the prescribed descriptive rating.

3. Created a good learning environment, sustained the attention of the participants, and encouraged their participation in the training duration

Responses	No. of Responses	Percentage	Mean
5	105	76%	4.74 Outstanding
4	32	23%	
3	2	1%	
2	0	0%	
1	0	0%	
N/A	0	0%	

The table shows the Number of Responses, Percentage, Mean and Verbal Interpretation in the indicator of *Created a good learning environment, sustained the attention of the participants, and encouraged their participation in the training duration*. It unveiled that the Mean is 4.74 with a verbal interpretation of Outstanding in the prescribed descriptive rating.

4. Managed her/ his time well, including some adjustments in the training schedule, if needed

Responses	No. of Responses	Percentage	Mean
5	108	78%	4.76 Outstanding
4	29	21%	
3	2	1%	
2	0	0%	
1	0	0%	
N/A	0	0%	

The table shows the Number of Responses, Percentage, Mean and Verbal Interpretation in the indicator of *Managed her/ his time well, including some adjustments in the training schedule if needed*. It unveiled that the Mean is 4.76 with a verbal interpretation of Outstanding in the prescribed descriptive rating.

Overall Evaluation of the Resource Person

Indicators	Mean	Descriptive Rating
1. Displayed thorough knowledge of, and provided relevant insights on, the topic/s discussed.	4.76	Outstanding
2. Thoroughly explained and processed the learning activities throughout the training.	4.76	Outstanding
3. Created a good learning environment, sustained the attention of the participants, and encouraged their participation in the training duration.	4.74	Outstanding
4. Managed her/his time well, including some adjustments in the training schedule, if needed.	4.76	Outstanding
General Weighted Average	4.76	Outstanding

The table shows the overall evaluation of the resource person named Ms. Carmen Roceli M. Lopez. It unveiled that the General Weighted Average is 4.76 with verbal interpretation of Outstanding in the prescribed descriptive rating.

In particular, the highest Mean is 4.76 was evident in the following indicators: *(1) Displayed thorough knowledge of, and provided relevant insights on, the topic/s discussed, (2) Thoroughly explained and processed the learning activities throughout the training, and (3) Managed her/his time well, including some adjustments in the training schedule, if needed* with a verbal interpretation of Outstanding in the prescribed descriptive rating.

Comments:

Good job!	Very informative	Thanks for sharing the knowledge
GOOD JOB	Thank you for sharing	THANK YOU
Okey	thank you	She's good
Good job	doing great	Keep up the good work
Very informative program.	THANK YOU	Great
Very Informative	Nice presentation	excellent
Great opportunity for additional learning	Very extraordinary	Thank you for wonderful discussion I learned alot of this session
#wecanbeequal Thank you	Topic is helpful	Very informative.
VERY INFORMATIVE TOPIC SHE DISCUSS	Experienced and knowledgeable.	Precise and concise presentation
Very good speaker	Excellent	Thank you for sharing your knowledge.
Very cleared discussion	Thank you very much	Shared the topics clearly.
Very good speaker	Thank you and God bless	She delivered the topic very well.
Well explained	the speaker do her part to impart her knowledge to us	The resource person effectively discussed the topic.
A job well done and she was an effective resource speaker.	The resource person explained well the topics	Thank you very much
The speaker delivered well the topic	Ma'am Carmen is very articulated	Thank you
Good Job	Enlightenin g inputs	

B. Jim Nemen

1. Displayed thorough knowledge of, and provided relevant insights on, the topic/s discussed.

Responses	No. of Responses	Percentage	Mean
5	107	77%	4.76 Outstanding
4	30	22%	
3	2	1%	
2	0	0%	
1	0	0%	
N/A	0	0%	

The table shows the Number of Responses, Percentage, Mean and Verbal Interpretation in the indicator of *Displayed thorough knowledge of, and provided relevant insights on, the topic/s discusses*. It unveiled that the Mean is 4.76 with a verbal interpretation of Outstanding in the prescribed descriptive rating.

2. Thoroughly explained and processed the learning activities throughout the training

Responses	No. of Responses	Percentage	Mean
5	102	76%	4.75 Outstanding
4	30	22%	
3	3	2%	
2	0	0%	
1	0	0%	
N/A	0	0%	

The table shows the Number of Responses, Percentage, Mean and Verbal Interpretation in the indicator of *Thoroughly explained and processed the learning activities throughout the training*. It unveiled that the Mean is 4.75 with a verbal interpretation of Outstanding in the prescribed descriptive rating.

3. Created a good learning environment, sustained the attention of the participants, and encouraged their participation in the training duration

Responses	No. of Responses	Percentage	Mean
5	105	76%	4.74 Outstanding
4	32	23%	
3	2	1%	
2	0	0%	
1	0	0%	
N/A	0	0%	

The table shows the Number of Responses, Percentage, Mean and Verbal Interpretation in the indicator of *Created a good learning environment, sustained the attention of the participants, and encouraged their participation in the training duration*. It unveiled that the Mean is 4.74 with a verbal interpretation of Outstanding in the prescribed descriptive rating.

4. Managed her/ his time well, including some adjustments in the training schedule, if needed

Responses	No. of Responses	Percentage	Mean
5	107	77%	4.76 Outstanding
4	30	22%	
3	2	1%	
2	0	0%	
1	0	0%	
N/A	0	0%	

The table shows the Number of Responses, Percentage, Mean and Verbal Interpretation in the indicator of *Managed her/ his time well, including some adjustments in the training schedule, if needed*. It unveiled that the Mean is 4.76 with a verbal interpretation of Outstanding in the prescribed descriptive rating.

Overall Evaluation of the Resource Person

Indicators	Mean	Descriptive Rating
1. Displayed thorough knowledge of, and provided relevant insights on, the topic/s discussed.	4.76	Outstanding
2. Thoroughly explained and processed the learning activities throughout the training.	4.75	Outstanding
3. Created a good learning environment, sustained the attention of the participants, and encouraged their participation in the training duration.	4.74	Outstanding
4. Managed her/his time well, including some adjustments in the training schedule, if needed.	4.76	Outstanding
General Weighted Average	4.75	Outstanding

The table shows the overall evaluation of the resource person named Mr. Jim Nemen. It unveiled that the General Weighted Average is 4.75 with verbal interpretation of Outstanding in the prescribed descriptive rating.

In particular, the highest Mean is 4.76 was evident in the following indicators: (1) *Displayed thorough knowledge of, and provided relevant insights on, the topic/s discussed,* and (2) *Managed her/his time well, including some adjustments in the training schedule, if needed* with a verbal interpretation of Outstanding in the prescribed descriptive rating.

Comments:

Thank you	Very Informative	Thanks
GOOD JOB	Thank you for sharing	Thanks for sharing your knowledge
Okey	Topics are well explained	THANK YOU
Good	THANK YOU	He's good with the topic
Very Good thank u.	Nice presentation	Well presented & explained
More information in inclusion of PWD	Very Powerful to impart his wisdom	Excellent
thank you	Good speaker	Continue this informative ideas for the future. God bless
GREAT TOPIC	Experienced and knowledgeable.	Thank you for the great discussion I learned a lot
Very good speaker	Excellent	Nice research
Very knowledgeable	Informative topic regarding person's with disability	The data provided are very interesting and I'm look forward to contribute in the next future.
The topics are very important.	Thank you and God bless	He explained the topic clearly.
Cleared discussion	the objective was obtained and explained good	The resource person effectively discussed the topic.
Good so far.	The Resource person discussed well the topics	I agree that persons with disabilities are the most disadvantaged in finding a suitable job.
Thank you very much	The speaker delivered well the topic	Mr. Jim have delivered his topic fluently
Thank You	Good Job	Some presentation materials not so clear

C. Jacqueline Jamilah J. Ali

1. Displayed thorough knowledge of, and provided relevant insights on, the topic/s discussed.

Responses	No. of Responses	Percentage	Mean
5	101	73%	4.71 Outstanding
4	36	26%	
3	2	1%	
2	0	0%	
1	0	0%	
N/A	0	0%	

The table shows the Number of Responses, Percentage, Mean and Verbal Interpretation in the indicator of *Displayed thorough knowledge of, and provided relevant insights on, the topic/s discusses*. It unveiled that the Mean is 4.71 with a verbal interpretation of Outstanding in the prescribed descriptive rating.

2. Thoroughly explained and processed the learning activities throughout the training

Responses	No. of Responses	Percentage	Mean
5	104	75%	4.73 Outstanding
4	33	24	
3	2	1%	
2	0	0%	
1	0	0%	
N/A	0	0%	

The table shows the Number of Responses, Percentage, Mean and Verbal Interpretation in the indicator of *Thoroughly explained and processed the learning activities throughout the training*. It unveiled that the Mean is 4.73 with a verbal interpretation of Outstanding in the prescribed descriptive rating.

3. Created a good learning environment, sustained the attention of the participants, and encouraged their participation in the training duration

Responses	No. of Responses	Percentage	Mean
5	100	72%	4.71 Outstanding
4	37	27%	
3	2	1%	
2	0	0%	
1	0	0%	
N/A	0	0%	

The table shows the Number of Responses, Percentage, Mean and Verbal Interpretation in the indicator of *Created a good learning environment, sustained the attention of the participants, and encouraged their participation in the training duration*. It unveiled that the Mean is 4.71 with a verbal interpretation of Outstanding in the prescribed descriptive rating.

4. Managed her/ his time well, including some adjustments in the training schedule, if needed

Responses	No. of Responses	Percentage	Mean
5	104	75.0%	4.73 Outstanding
4	33	24.0%	
3	2	1.0%	
2	0	0.0%	
1	0	0.0%	
N/A	0	0.0%	

The table shows the Number of Responses, Percentage, Mean and Verbal Interpretation in the indicator of *Managed her/ his time well, including some adjustments in the training schedule, if needed*. It unveiled that the Mean is 4.73 with a verbal interpretation of Outstanding in the prescribed descriptive rating.

Overall Evaluation of the Resource Person

Indicators	Mean	Descriptive Rating
1. Displayed thorough knowledge of, and provided relevant insights on, the topic/s discussed.	4.71	Outstanding
2. Thoroughly explained and processed the learning activities throughout the training.	4.73	Outstanding
3. Created a good learning environment, sustained the attention of the participants, and encouraged their participation in the training duration.	4.71	Outstanding
4. Managed her/his time well, including some adjustments in the training schedule, if needed.	4.73	Outstanding
General Weighted Average	4.72	Outstanding

The table shows the overall evaluation of the resource person named Ms. Jacqueline Jamilah J. Ali. It unveiled that the General Weighted Average is 4.72 with verbal interpretation of Outstanding in the prescribed descriptive rating.

In particular, the highest Mean is 4.73 was evident in the following indicators: *(1) Thoroughly explained and processed the learning activities throughout the training and, (2) Managed her/his time well, including some adjustments in the training schedule, if needed* with a verbal interpretation of Outstanding in the prescribed descriptive rating.

Comments:

Thank you	Thank you	Challenging
GOOD JOB. VERY SATISFACTORY	Clearly explained	Generosity and selfishness in sharing information's. God bless
Okey Good Good	THANK YOU Nice presentation Very powerful in imparting wisdom	Thank you for the opportunity and the information
thank u	Good speaker	Very informative.
More participation from participants	Experienced and knowledgeable.	Thank you for enlightenment on the additional online TESDA programs that we can share with our trainees and applicants.
effective speaker	Excellent	All the topics are essential for me, who is the GAD focal of our school.
thank you	Thank you very much	Thank you and God bless
TOPIC DISCUSS IS VERY INFORMATIVE	Thanks for sharing the knowledge	She delivered the topic very well and I gained a lot of learnings.
Very good speaker	THANK YOU	over all speaker was able to explained her topic well, only their presentation cannot be read
Knowledgeable	She's good for her topic	The resource person effectively discussed the topic.
Very Informative	THE FORUM WASVERY INFORMATIVE. THANK YOU	It was a nice learning.
She is good in her topic	If TWC or TESDA really want learning to be accessible to empower women through trainings then online training should be encouraged everywhere in the country for women who wants to learn even in their area of residence. In the same manner, online training	Thank you very much

	delivery should also be allowed to trainers as well.	
The speaker delivered well the topic	Ma'am Jacqueline did a great job in delivering her topic	Thank you
Good Job		

Date Submitted: **May 8, 2023**

Prepared by:



AURA KRIZ R. ABELLA

TESD Specialist II / Guidance Counselor

Reviewed by:



JOENNA P. TABU-TATTAO

Senior TESD Specialist
GFPS Secretariat



KIMBERLY G. BAUTISTA

Acting Supervising TESD Specialist

Approved by:



MYLENE H. SOMERA

Acting Chief TESD Specialist
Head, GFPS Secretariat

KATHERINE AMOR A. ZARSADIAS

Acting Assistant Executive Director, Planning Office
Chairperson, GFPS-Technical Working Group

Noted by:

ROSANNA A. URDANETA, CESO II

Deputy Director General for Policies and Planning
Chairperson, GFPS-Executive Committee